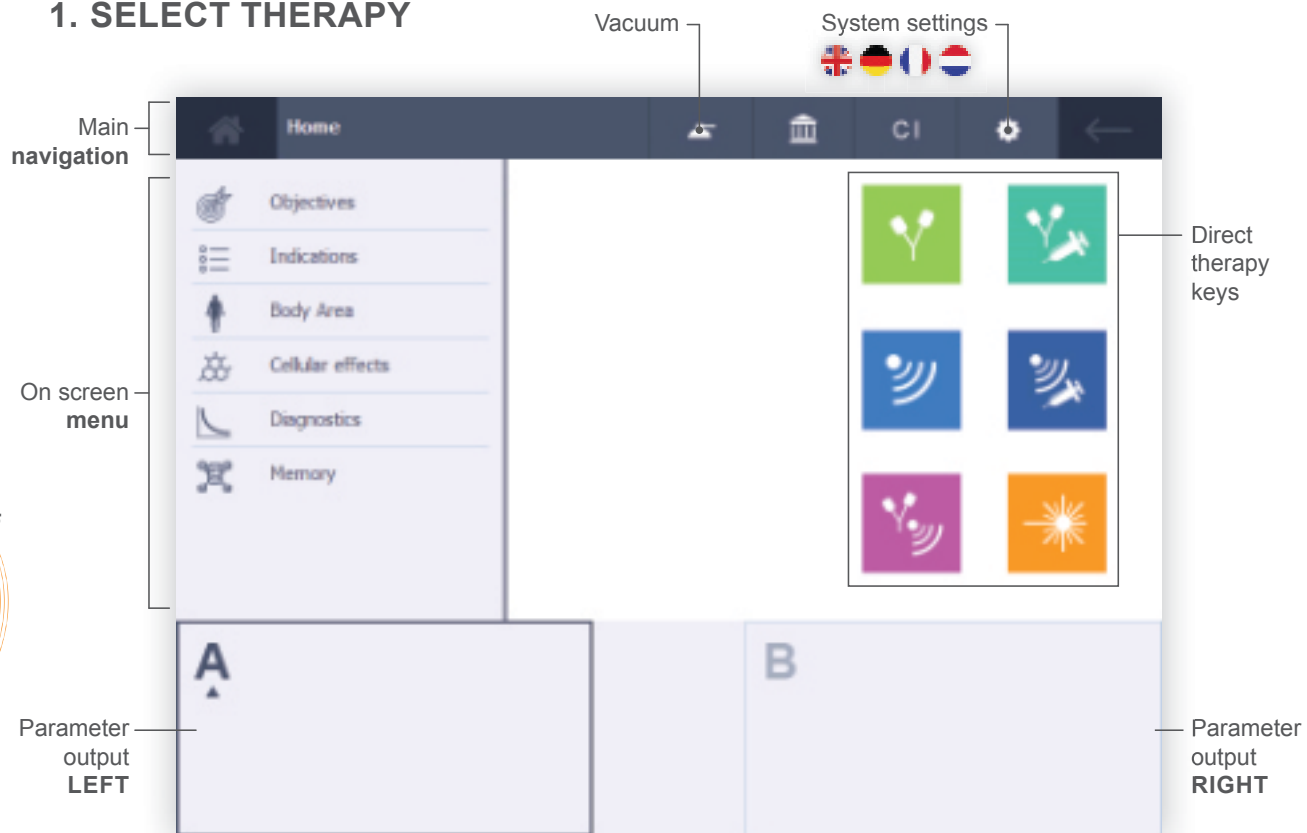


1. SELECT THERAPY



2. CONNECT THE ACCESSORIES



Electrotherapy



Ultrasound or Phonophoresis



Combination therapy



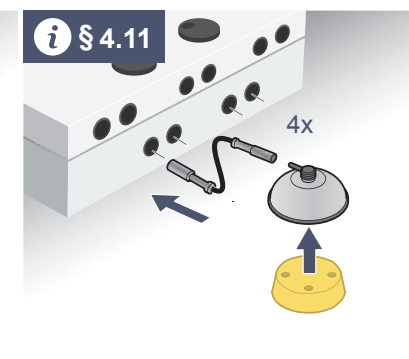
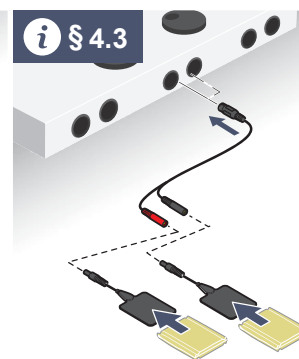
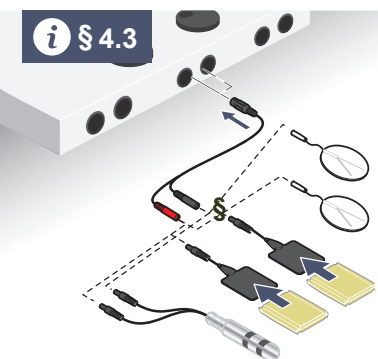
Iontophoresis



Laser therapy



Vacuum



3. ADJUST/VIEW THERAPY SETTINGS

Go to home

Go back

Therapy settings
Adjust with + -

Functional therapy keys


Intensity **channel A**

Stop all active treatments

Ultrasound contact

4. START THE THERAPY

Rotate knob A or B to start the treatment or to set the treatment intensity



⚠ CHECK THE PATIENT'S REACTION REGULARLY DURING THE TREATMENT!

Basic legend



Electrotherapy



Polarity indication Red-



Polarity indication Red+



Alternating polarity



mA peak



Volt peak

CC/ CV

Constant Current or
Constant Voltage



Ultrasound therapy



US head, ERA 4 cm²



US head, era 1 cm²



Set intensity in W/cm²



Peak output power in W



Duty cycle 10%



Duty cycle 100%



Laser therapy



Clusterprobe



Monoprobe



Laser emission detected



Recommended energy to
be administered



Total administrated energy



Set average power