



RizyCure[®]
EXTENDED CURING

THE PORTABLE RECHARGEABLE

LIGHT DEVICE

**INSTRUCTIONS
FOR USE**

Please read these instructions carefully before application. Stickers should be used from the label to keep record of product identity.

CONTENTS

1. RizyCure[®] TECHNOLOGY
2. APPLICATION OF RizyCure[®] LIGHT DEVICE
3. PRECAUTIONS
4. SAFETY GUIDELINE
5. POLICY AND FEEDBACK
6. CONFIGURATION AND DIAGRAMS
7. TECHNICAL SPECIFICATIONS
8. WARRANTY
9. CONTACT

RizyCure[®]

EXTENDED CURING

THE PORTABLE RECHARGEABLE LIGHT DEVICE

RizyCure[®] is the handheld light system which is high intensity portable blue light, developed by OrthoHeal. Rizycure[®] is visible blue light device, specially designed to cure FlexiOH[®] – an innovative orthopedic immobilizer. It is very easy to use and has been made for the doctors' convenience.

One full charged, Rizycure[®] Light System can cure 2-3 FlexiOH[®] immobilizer in a row without recharging. Once it indicates half battery, you need to charge it again for ~60 minutes for uniform intensity*.

*Tested with 2A-5V USB adapter provided with the RizyCure[®] light device.

APPLICATION OF RizyCure[®] LIGHT DEVICE

Use of RizyCure[®] Light System is to cure FlexiOH[®] immobilizer with high intensity uniform blue light, which gives deep and smooth curing. One needs to just expose the uncured region moving slowly for 5-10 seconds over every corners and regions and make sure that it has been cured properly and becomes rigid. While curing, RizyCure[®] should be very near to the FlexiOH[®] surface (ideally <1 cm away).

- Before using of RizyCure[®], check the battery level indicator.
- Press ON/OFF button to operate the Light.
- Use only provided charger with RizyCure[®] Light System.
- It is recommended that after curing 2-3 FlexiOH[®], Charge again before using it.

PRECAUTIONS

- If you determine that the RizyCure[®] becomes hot or you observe change in color or shape, switch it off immediately. The device must not be used again and needs to be replaced or contact 'OrthoHeal Customer Care' at 'info@orthoheal.com' for further guidance.
- Do not use RizyCure[®] while connected to the charger.
- Do not open the RizyCure[®] Light System or charger.
- Keep away from children / Do not let children to play with this.
- Use goggles while using RizyCure[®] to avoid eye fatigue.
- In case of low intensity or discharged battery FlexiOH[®] can not be cured to full strength in given time.

SAFETY GUIDELINE

- Before switching "ON" light, put on yellow colour goggles provided with the Rizycure[®] Light system (These goggles provide eye comfort during curing process).
- Do not see the light directly with naked eyes as it may create slight discomfort and blurring of vision for few minutes.

WARRANTY

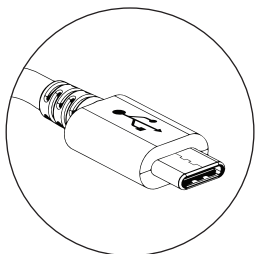
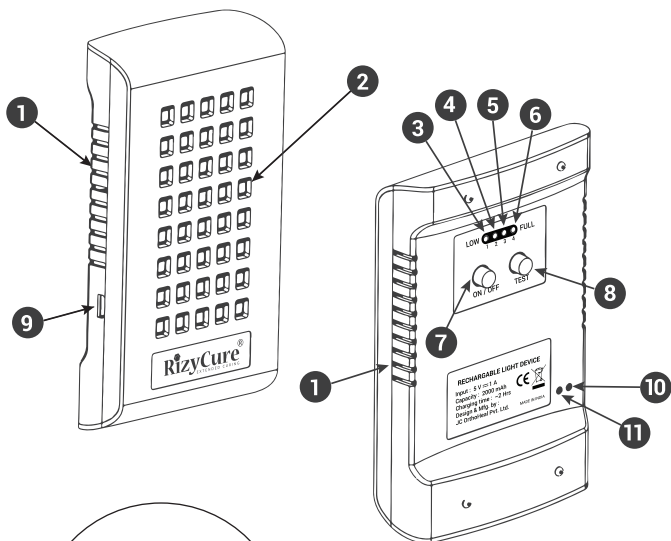
- The Rizycure[®] curing light is covered under manufacturer's warranty for 1 year from the date of issue.
- The warranty covers manufacturing defects only.
- All components of the light including the battery are covered under the one year warranty
- Charger is covered under three months warranty from the date of issue.
- Damage from operator abuse or any attempt to disassemble the light or charger voids the warranty.
- Should Rizycure[®] the curing light malfunction in any way, do not disassemble the hand piece or attempt to repair as this will void the warranty.

POLICY AND FEEDBACK

We aim to provide quality product with patients' comfort and convenience. We are always ready to improve our product. We love to hear from you about your experience with RizyCure[®] as well as FlexiOH[®] immobilization cast. Your opinion and suggestions are valuable for us.

In case of any inconvenience regarding cast immobilizer, you can directly write to us. Contact informations are available on the contact page.


CONFIGURATION AND DIAGRAMS



micro USB

1. Air Vent
2. LED Opening
3. Level 1 LED = Lowest Battery
4. Level 2 LED = Low Battery
5. Level 3 LED = 75% Battery
6. Level 4 LED = 100% Full Battery
7. ON/OFF Switch / Button
8. Test Battery Level Button
9. Charging Port
10. Red LED showing Charging 'ON'
11. Blue LED Shows 'FULL CHARGED'

TECHNICAL SPECIFICATIONS

Weight of light	138 gms
Equipment class	Class I
Battery type	Li-ion 18650 3.7v/2000mAh
Battery charging time	Approx. 120 minute / 2 Hrs.
Output Power	~ 3 Watt
Light intensity	~ 20- 30 mW/cm ²
Light charger Input	110V-240VAC , 50Hz
Light charger Output	DC 5V-1Amp(max)
Protection from shock	Type B 
Operating and Storage temperature	0 to 104°F (0° to 40°C) 10% to 85% relative humidity (non-condensing) 0.5 atm to 1.0 atm (500-hPa to 1060-hPa) atmospheric pressure.

in compliance with



FlexiOH[®] has been developed under the Department of Biotechnology, Ministry of Science and Technology, Government of India, supported School of International Biodesign Program (previously known as Stanford India Biodesign) being implemented at All India Medical Science (AIIMS), Indian Institute of Technology, Delhi (IIT-Delhi) in collaboration with International partners and techno-legally managed by Biotech Consortium India limited (BCIL).

Marketed by:

OrthoHeal LLC

605, Elmwood Park Blvd,
#B2211, River Ridge,
Elmwood, LA 70123. USA

Manufactured by:

JC OrthoHeal Private Limited

GF-33/34, Classic Towers, Near Akota Garden,
Akota, Vadodara, Gujarat, India. 390020.

For the complaint and feedback:

Email: contact@orthoheal.com
Phone: +91 265 2350 003
Phone: +1 (201) 565 7633
Web: www.orthoheal.com

